

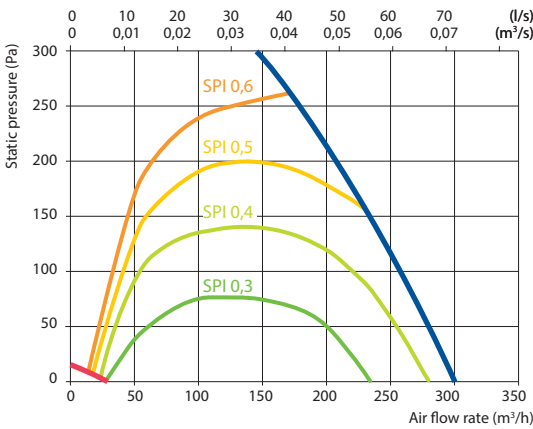
Domekt R 200 V C8

Maximal air flow, m ³ /h	233
Maximal air flow, l/s	65
Reference flow rate, m ³ /s	0,05
Reference pressure difference, Pa	50
SPI, W/(m ³ /h)	0,29
Thermal efficiency of heat recovery, %	80
Electric air heater capacity, kW / Δt, °C	0,5/8,1
Supply voltage, V	1~230
Maximal operating current HE, A	3,9
Power supply cable, mm ²	3×1,5
Electric power input of the fan drive at maximum flow rate, W	63
Electric power input of the fan drive at reference flow rate, W	23
Noise power level, L _{WA} , dB(A)	38
Noise pressure level, L _{pA} , dB(A), (3 m)	28
Filters dimensions B×H×L, mm	285×125×46
Unit dimensions B×H×L, mm	325×605×599
Maintenance space, mm	300
Unit weight, kg	39



Performance

Unit with standard equipment



Accessories

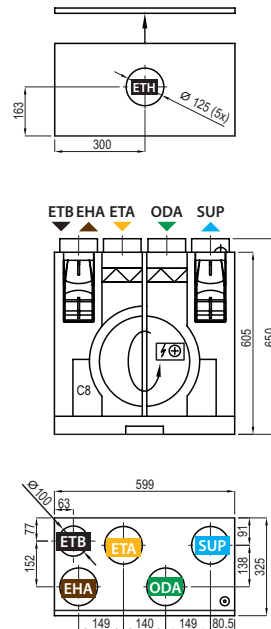
Closing damper	AGUJ-M-125+LF230/CM230
Silencer	ODA/EHA AGS-125-50-600-M
	SUP/ETA AGS-125-50-900-M
Water heater	DH-125
PPU	PPU-HW-3R-15-0,4-W2
2-way valve (heater)	VVP47.10-0,4+SSF161.05HF
Kitchen hood	392-12
Decorative panel	392-12
Air distribution box	OSD-200VE/OSD2-200VE
Outdoor grill	LD-125

Temperature efficiency

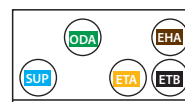
	Winter					Summer		
Outdoor temperature, °C	-23	-15	-10	-5	0	25	30	35
After heat exchanger, °C	12,9	14,5	15,5	16,5	17,5	22,6	23,6	24,6

indoor +22 °C, 20 % RH

Shown as right (R1)



Shown as left (L1)



- ▶ ODA – outdoor intake
- ▶ SUP – supply air
- ▶ ETA – extract indoor
- ▶ EHA – exhaust air
- ▶ ETB – additional extraction connection (by-pass – extraction without heat recovery)
- ▶ ETH – kitchen hood connection (by-pass – extraction without heat recovery)