

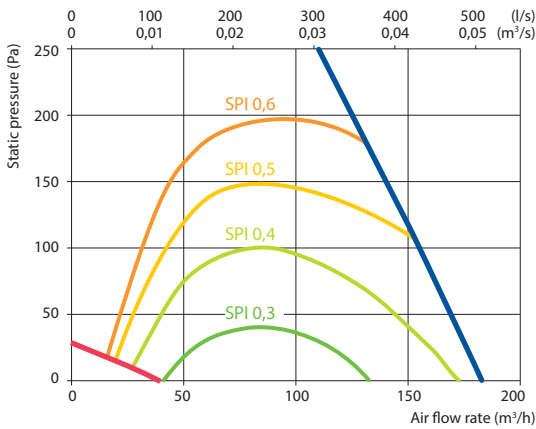
Domekt R 150 F C8

Maximal air flow, m ³ /h	154
Maximal air flow, l/s	43
Reference flow rate, m ³ /s	0,03
Reference pressure difference, Pa	50
SPI, W/(m ³ /h)	0,34
Thermal efficiency of heat recovery, %	82
Electric air heater capacity, kW / Δt, °C	0,5/13,6
Supply voltage, V	1~230
Maximal operating current HE, A	3,2
Power supply cable, mm ²	3×1,5
Electric power input of the fan drive at maximum flow rate, W	41
Electric power input of the fan drive at reference flow rate, W	17
Noise power level, L _{WA} , dB(A)	43
Noise pressure level, L _{PA} , dB(A), (3 m)	32
Filters dimensions BxHxL, mm	225×172×46
Unit dimensions BxHxL, mm	460×280×780
Maintenance space, mm	780
Unit weight, kg	29



Performance


Unit with standard equipment



Accessories

Closing damper	AGUJ-M-160+LF230/CM230
Silencer	ODA/EHA AGS-160-50-600-M
	SUP/ETA AGS-160-50-900-M
Water heater	DH-160
PPU	PPU-HW-3R-15-0,4-W2
2-way valve (heater)	VVP47.10-0,4+SSF161.05HF
Outdoor grill	LD-160

Mounting positions

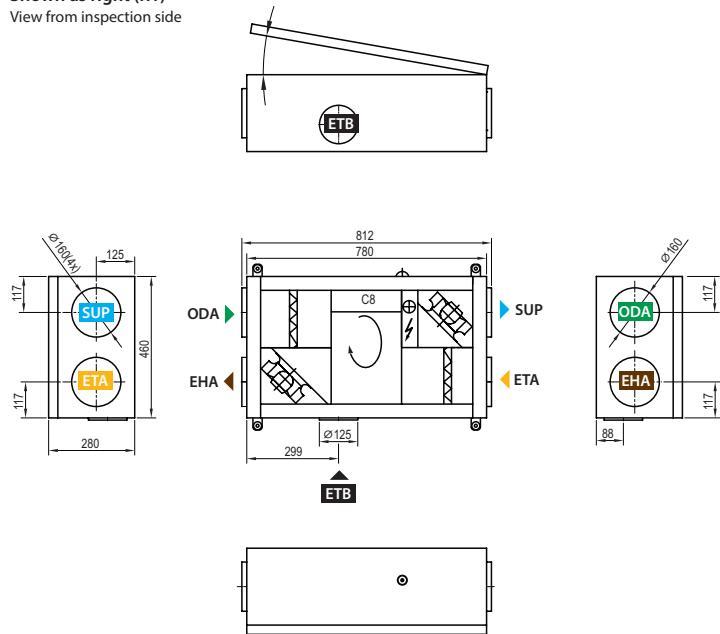


Temperature efficiency

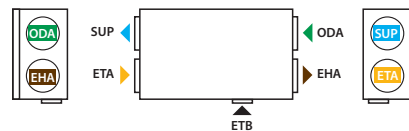
	Winter				Summer			
Outdoor temperature, °C	-23	-15	-10	-5	0	25	30	35
After heat exchanger, °C	13,9	15,4	16,3	17,2	18,1	22,5	23,4	24,3

indoor +22 °C, 20 % RH

Shown as right (R1)
View from inspection side



Shown as left (L1)



- ▶ ODA – outdoor intake
- ▶ SUP – supply air
- ▶ ETA – extract indoor
- ▶ EHA – exhaust air
- ▶ ETB – additional extraction connection (by-pass – extraction without heat recovery)